



North Carolina Department of Correction

214 West Jones Street • 4201 MSC • Raleigh, North Carolina 27699-4201

Phone: (919) 716-3700 • Fax: (919) 716-3794

Beverly Eaves Perdue
Governor

Alvin W. Keller, Jr.
Secretary

MEMORANDUM

TO: Senator Peter S. Brunstetter Representative Harold J. Brubaker
Senator Neal Hunt Representative Jeffrey L. Barnhart
Senator Richard Y. Stevens Representative Mitch Gillespie
Senator Harry Brown Representative Linda P. Johnson
Senator Thom Goolsby Representative N. Leo Daughtry
 Representative W. David Guice
 Representative Shirley B. Randleman

FROM: 
Jennie L. Lancaster, Chief Operating Officer

RE: Legislative Report on
Criminal Justice Partnership Program
(Section 19.11 of Session Law 2009-451)

DATE: March 1, 2011


Pursuant to Section 19.11, Senate Bill 202 of Session Law 2009-451, please find attached the Department of Correction's Legislative Report on the Criminal Justice Partnership Program.

JLL:BSB/jbk

cc: Aaron Gallagher
John Poteat
Doug Holbrook
Kristine Leggett
Gov Ops Website
General Assembly Legislative Library



**STATE OF NORTH CAROLINA
DEPARTMENT OF CORRECTION**



***Division of Community Corrections*
ANNUAL LEGISLATIVE REPORT
ON THE
CRIMINAL JUSTICE PARTNERSHIP ACT**

March 1, 2011

**Beverly Eaves Perdue
Governor**

**Timothy D. Moose
Director**

**Alvin W. Keller, Jr.
Secretary**

Table of Contents

I.	Introduction.....	Page 2
II.	Funding Carryover.....	Page 4
III.	Discretionary Funding	Page 4
IV.	New Requests	Page 4
V.	Electronic Reporting	Page 4
VI.	Offender Participation Data	Page 4
VII.	Comparable Program Analysis	Page 5
VIII.	Standards Evaluation	Page 5
IX.	Service Providers and Provider Funding.....	Page 5
	Summary.....	Page 6

Additional Report Resources & Data Support

Types of CJPP Programs & Offenders Served	Appendix A
Appropriations by County	Appendix B
Offender Participation and Program Analysis.....	Appendix C
Program Quality Assurance and Minimum Standards.....	Appendix D
CJP Service Provider Listing & Funding Received.....	Appendix E

CRIMINAL JUSTICE PARTNERSHIP PROGRAM

SECTION 19.11.(a) Notwithstanding any other provision of law, a county may use funds appropriated pursuant to the Criminal Justice Partnership Act, Article 6A of Chapter 143B of the General Statutes, to provide more than one community-based corrections program.

SECTION 19.11.(b) Effective July 1, 2009, the Department of Correction shall recalculate the county allocation funding formula mandated under G.S. 143B-273.15 using updated data.

SECTION 19.11.(c) Notwithstanding the provisions of G.S. 143B-273.15 specifying that grants to participating counties are for the full fiscal year and that unobligated funds are returned to the State-County Criminal Justice Partnership Account at the end of the grant period, the Department of Correction may reallocate unspent or unclaimed funds distributed to counties participating in the State-County Criminal Justice Partnership Program in an effort to maintain the level of services realized in previous fiscal years.

SECTION 19.11.(d) The Department of Correction may not deny funds to a county to support both a residential program and a day reporting center if the Department of Correction determines that the county has a demonstrated need and a fully developed plan for each type of sanction.

SECTION 19.11.(e) The Department of Correction shall report by March 1 of each year to the Chairs of the House of Representatives and Senate Appropriations Committees, the House of Representatives and Senate Appropriations Subcommittees on Justice and Public Safety, and the Joint Legislative Corrections, Crime Control, and Juvenile Justice Oversight Committee on the status of the State-County Criminal Justice Partnership Program. The report shall include the following information:

- (1) The amount of funds carried over from the prior fiscal year;
- (2) The dollar amount and purpose of grants awarded to counties as discretionary grants for the current fiscal year;
- (3) Any counties the Department anticipates will submit requests for new implementation grants;
- (4) An update on efforts to ensure that all counties make use of the electronic reporting system, including the number of counties submitting offender participation data via the system;
- (5) An analysis of offender participation data received, including data on each program's utilization and capacity;
- (6) An analysis of comparable programs prepared by the Division of Research and Planning, Department of Correction, including a comparison of programs in each program type on selected outcome measures developed by the Division of Community Corrections in consultation with the Fiscal Research Division and the Division of Research and Planning, and a summary of the reports prepared by county Criminal Justice Partnerships Advisory Boards;
- (7) A review of whether each sentenced offender program is meeting established program goals developed by the Division of Community Corrections in consultation with the Division of Research and Planning and the State Criminal Justice Partnership Advisory Board;
- (8) The number of community offenders and intermediate offenders served by each county program;

- (9) The amount of Criminal Justice Partnership funds spent on community offenders and intermediate offenders; and
- (10) A short description of the services and programs provided by each partnership, including who the service providers are and the amount of funds each service provider receives.

Section 19.11 of SB 202 (S.L. 2009-451)

Introduction

The Criminal Justice Partnership Program (CJPP) provides grants to support community-based programs aimed at reducing recidivism, probation revocations, alcoholism and other drug dependencies, and the costs of incarceration to the state and counties; the Division of Community Corrections (DCC) administers the program. During FY 2009-2010, the eligible offender population or adult included adult sentenced offenders who receive an intermediate sanction, post-release or parole, a community punished offender who would benefit from the program participation, based on the results of a risk assessment.

For the FY 2009-2010, CJPP funded 83 programs which were operating in 94 counties. For a variety of reasons, four counties have never applied for or received funding (Bladen, Dare, Hyde and Lincoln). Two counties - Lee and Person - are funded but do not currently participate in CJPP. Over the history of CJPP, the types of programs operating have consolidated into three basic types as described below:

- *Day Reporting Centers* (18 total programs statewide) function as a restrictive intermediate punishment sanction within Structured Sentencing. Aiming to provide a measure of control and treatment, the centers provide increased structure to the offender's daily activities by requiring attendance at the day reporting center in combination with restrictive supervision from DCC. DCC probation officers are housed within each day reporting center, and noncompliant behavior receives an immediate response. Probation officers also assist with case management and planning, and deliver some direct services such as cognitive behavioral intervention counseling. Required core services include substance abuse treatment, drug screening, basic education assistance, cognitive behavioral intervention and employment assistance. Services are offered during both day and evening hours, and a continuum of consequences and rewards exists as a behavioral management tool. Free services that may be available are offered on-site and CJPP funds are not used to provide any duplication of existing services.
- *Satellite Substance Abuse Programs* (42 total programs statewide) function as a one-stop location for substance abuse treatment services. Treatment services are provided through a contractual agreement with a licensed provider. Services provided include assessments, individual treatment plans, and treatment programs of intensive outpatient or regular outpatient depending on the assessed need. Aftercare services are also included. DCC probation officers provide assistance to treatment staff with drug screening, attendance, and responses to noncompliant behavior.
- *Resource Centers* (23 total programs statewide) function as a one-stop location for a variety of services, similar to day reporting centers, but without the required core services included in a day reporting center. Services also may be delivered off-site through a referral process. Many of the same services offered within the day reporting

centers are offered, depending upon the most important need for the county and funding support. DCC probation officers provide assistance as well.

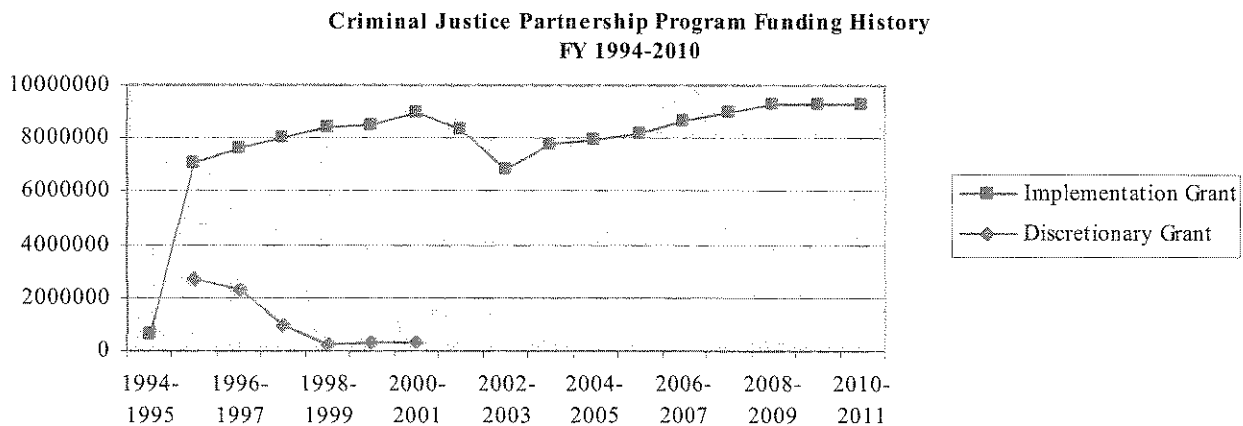
Appendix A provides additional detail on each location and program type.

The total funds for CJPP have decreased since the program first was fully funded in FY 1995-1996. Originally, funding was established at \$12 million annually: \$9.6 million for "implementation" or operating funds grants and \$2.4 million for discretionary grants.

In the intervening years, the General Assembly has implemented various types of reductions in CJPP funding, including across-the-board cuts; restricting funding to counties participating during the previous fiscal year; targeting cuts to counties operating day reporting centers and other programs for the funding of case manager positions; and the total elimination of discretionary grant funding. In an effort to assist counties with these funding reductions, in FY 2002-2003, the General Assembly authorized the reallocation of unspent or unclaimed CJPP funds on a case-by-case basis to counties in need of additional funding to maintain services.

For FY 2009-2010, the certified appropriation for CJPP was \$9,410,863. The chart below illustrates the history of CJPP funding since FY 1994-95.

CJPP Program Funding History



For FY 2009-2010, grant awards to counties were based on the following formula pursuant to N.C.G.S. § 143B-273.15: (1) Twenty-five percent (25%) based on a fixed equal dollar amount for each county; (2) Fifty percent (50%) based on the county share of the state population; and (3) Twenty-five percent (25%) based on the intermediate punishment entry rate for the county, using the total of the three most recent years of data available divided by the average county population for that same period. The sum of these amounts represented the total amount of the funding that a county could apply. N.C.G.S. § 143B-273.15 also provided that "grants to participating counties are for a period of one fiscal year with unobligated funds being returned to the account at the end of the grant period." Funds are provided to participating counties on a reimbursement basis unless a county documents a need for an advance of grant funds.

Appendix B provides a list of each county's statutory appropriation and the amount of carryover funds for FY 2009-2010.

1. Funding Carryover FY 2008-2009 to 2009-2010:

CJPP funding does not revert at the end of a fiscal year. Instead, this amount is carried forward and can be used until August 15 and for the semiannual reallocated request.

<i>\$3,768,704</i>	<i>Carry-over funding</i>
<i>- \$1,668,983</i>	<i>End of year expenditures (FY 2008-2009)</i>
<i>\$2,099,721</i>	<i>(Carryover Balance)</i>
<i>- 0</i>	<i>Reallocation expenditures for (FY 2009-2010)</i>
<i>\$2,099,721</i>	<i>(Carryover Balance)</i>

2. Discretionary Funding FY 2009-10

During FY 2009-10, due to state budget constraints CJPP was not authorized to reallocate unspent or unclaimed funds to counties. For FY 2009-2010, \$2,200,000 was reverted for the budget shortfall.

3. New Requests

Ninety-four of North Carolina’s 100 counties receive CJPP funding. Of the remaining six counties, four counties have never participated in CJPP or applied for implementation funding: Bladen, Dare, Hyde and Lincoln. The remaining two counties—Lee and Person—are funded but do not participate in CJPP.

4. Electronic Reporting

All participating programs submit data via the CJPP Information Management System (CJPP IMS) An electronic database that provides offender specific data to be used to produce reliable outcome information. DCC administrative staff and CJPP community development specialists provide continual assistance, support and training to the programs in order to maintain consistent use.

5. Offender Participation Data

Each county has wide latitude under the Partnership Act to determine needs and program design through the local county advisory board. While DCC staff members provide oversight and technical assistance, the decision on what is best for the county is a local decision. All of the CJPP programs provide some combination of substance abuse treatment, education and employment services.

The average cost per offender per day for FY 2009-2010 was \$21.61 for day reporting centers (DRC), \$11.90 for satellite substance abuse (SSA) centers and \$11.02 for resource centers (RC). These reported costs do not take into consideration expenditures funded by the county or any other outside sources, but do represent the total cost for all state funds, including administrative overhead. For FY 2009-2010, the following table provides the overall use statewide for each program type:

CJPP Statewide Utilization FY 2009-2010

Programs	Population on July 1, 2010	Entries	Exits	Offender Utilization	Yearly Offender Service Goal	Percent of Offender Goal Utilized	Cost Per Day Per Offender
SSA	763	1,792	1,727	2,555	2,739	93%	\$ 11.90
DRC	656	1,421	1,429	2,077	2,601	80%	\$ 21.61
RC	540	1,314	1,199	1,854	2,163	86%	\$ 11.02
Totals	1,959	4,527	4,355	6,486	7,502	86%	\$ 15.27

6. Analysis of Comparable Programs

DOC Research and Planning conducted an annual review of the offender participation data and program analysis, the results of which are contained in Appendix C. *Appendix C* contains a thorough analysis and comparison of the different types of CJPP programs. The report identifies three major objectives--protect the public, maintain compliance, and improve offender behavior--that are evaluated using the following intermediate outcome measures: demographics of admitted offenders; admission by Structured Sentencing grids; exits by reported exit type; program exits drug test results; success of offender services; and employment data. The analysis indicates that programs strive to achieve the objectives in a number of ways. First, CJPP programs protect the public by addressing the needs of a high-risk offender population, which includes a heavy concentration of felons and offenders required to participate in CJPP as a result of a violation or the use of a probation officer's delegated authority. Second, CJPP promotes compliance as evidenced by the fact that the revocation rate is only slightly higher than the rate for other intermediate sanctions--despite the fact that many CJPP offenders already are engaged in the violation process or have demonstrated noncompliant behavior in other ways. Finally, the analysis indicates that offenders are more likely to succeed if they successfully complete CJPP programs such as cognitive behavioral intervention, life skills, substance abuse treatment and education.

7. Standards Evaluation

In 2002, DCC developed minimum program standards for all programs that receive CJPP funding. The standards are based on best practices and available scientific research indicating what works the best in correctional programs to achieve behavioral change. Since implementation, the DCC staff has completed quality assurance reviews of all participating programs to determine compliance with the minimum program standards. For FY 2009-2010, the results continue to show that the majority of the programs meet the minimum standards.

8. Program Descriptions, Service Providers and Provider Funding Amounts

Each of the CJPP programs provides a variety of services designed to meet offender needs. Providers of these services vary by location, depending on the program type and county resources. In many programs, the use of in-kind services is utilized when possible, and the program staff often is certified to provide services as well. DCC probation officers also assist in providing direct services to offenders, such as assisting with cognitive behavior intervention classes. Contractual service providers are utilized in many areas as well. The service provider contracts are included as a part of the application for the continuation of implementation funding on an annual basis. Each local program is responsible for maintenance of the provider contract details. For FY 2009-2010, contractual expenditures represented 63% of the total expenditures.

Appendix E provides the listing of the contract service providers and the associated funding for their services.

Summary

CJPP programs continued to improve service delivery during FY 2009-2010 with a focus on ensuring that evidence-based practices were implemented and delivered to the targeted offender population. DCC began providing training on evidence based practices and encouraged CJPP program staff to attend. CJPP programs will continue to improve as DCC's risk/needs instrument becomes fully operational with the appropriate referrals in each program. The annual review of the data and comparative analysis of the programs continues to indicate that the programs are meeting the affirmed goals. While there are differences in the programs and in their levels of success, DCC provides assistance to enable continued improvement in offender outcomes for this extremely valuable resource. In this time of budget shortfalls, CJPP remains one of the only available resources in our counties where offenders are able to receive the treatment and services they need to stay focused on leading productive lives. CJPP represents a partnership between the state, counties, and various treatment, education and vocational providers working jointly to effect positive behavioral change in the thinking, motivation, and actions of criminal offenders.

Appendix A
CRIMINAL JUSTICE PARTNERSHIP PROGRAM
TYPES OF CJPP PROGRAMS BY COUNTY
For Funding Period July 1, 2009 through June 30, 2010

County	Offender Utilization	Yearly Service Goal	Program Type			Type & Number of Services				Cost Per Program Per Offender
			Day Reporting Center	Satellite Substance Abuse	Resource Center	Substance Abuse Treatment	Edu cation	Job Dev elop	Other	
First Division										
Albemarle Region	154	168			1	3	1	1	2	14.29
Beaufort	82	79		1		1				12.93
Bertie	93	93	1			1	1	1	1	13.83
Carteret	77	101			1	1	1	1	1	7.55
Craven	118	127		1		1				6.96
Duplin	61	67		1		1			1	9.83
Edgecombe	63	91		1		1				12.84
Greene	60	76		1		1				14.25
Halifax	104	86	1			1	1	1	1	15.37
Hertford	60	74	1			1	1	1	1	18.30
Jones	12	16		1		1				8.28
Lenoir	56	45	1			1	1	1	1	14.44
Martin	66	65		1		1				10.45
Nash	96	67		1		1			1	12.18
New Hanover	110	149	1			1	1	1	1	18.07
Northhampton	61	65	1			1	1	1	1	19.39
Onslow	90	92	1			1	1	1	2	21.13
Pamlico	30	26		1		1			2	6.34
Pender	90	99		1		1			2	6.81
Pitt	159	192		1		1	1	1	1	13.65
Sampson	109	77		1		1			1	16.39
Tyrrell	24	20		1		1			1	26.55
Washington	22	27		1		1				32.61
Wayne	83	113	1			1	1	1	3	26.92
Wilson	64	63		1		1				14.14
Second Division										
Alamance	88	110		1		1			2	11.20
Brunswick	108	103		1		1			1	7.93
Caswell	22	20		1		1				18.76
Columbus	56	58		1		1				18.32
Cumberland	100	135	1			1	1	1	3	24.69
Durham	142	167	1			1	2	3	4	19.22
Harnett	113	178			1	1	1	1	2	14.61
Johnston	82	103		1		1		1	1	53.99
Orange-Chatham	123	143			1	1	1	1	2	12.10
Robeson	149	157			1	1	2	2	2	6.84
Scotland-Hoke	103	95		1		1				14.23
VGFW	98	110			1	1	1	1	2	30.66
Wake	177	241	1			1	2	1	3	38.62

2011 CJPP Report

County	Offender Utilization	Yearly Service Goal	Program Type			Type of Service				Cost Per Program Per Offender
			Day Reporting Center	Satellite Substance Abuse	Resource Center	Substance Abuse Treatment	Edu cation	Job Develop	Other	
Third Division										
Alexander	60	79			1	1	1	1	3	10.52
Alleghany	27	19		1		1			2	11.81
Anson	48	70		1		2			1	8.75
Ashe	46	51		1		1	1	1	1	8.36
Cabarrus	38	85		1		1		1	1	13.21
Davidson	70	98			1	1	1	1	3	2.07
Davie	63	65			1	1	1	1	2	11.25
Forsyth	291	263	1			1	1	1	4	13.53
Guilford	117	238	1			1	1	1	4	36.23
Iredell	137	169			1	1	1	1	3	8.27
Montgomery	85	133			1	1	1	1	1	8.52
Moore	154	166	1			1	1	1	1	12.63
Randolph	111	176	1			1	1	1	3	22.50
Richmond	53	60		1		2				16.87
Rockingham	74	131			1	1	1	1	1	8.67
Rowan	80	90		1		1			1	11.99
Stanly	31	54		1		1			2	13.88
Stokes	67	72			1	1	1		2	12.41
Surry	79	84			1	1	1	1	1	10.00
Union	62	57		1		2				28.75
Wilkes	78	96			1	1			1	13.07
Yadkin	44	45		1		1			1	16.31
Fourth Division										
Avery	35	24		1		1			1	10.35
Buncombe	57	62	1			1	1	1	1	42.19
Burke	46	70			1	1		1	1	16.37
Caldwell	90	72		1		1				10.09
Catawba	102	102		1		1		1	1	15.10
Cherokee	40	25			1	1			1	12.46
Clay	15	12			1	1	1		1	14.22
Cleveland	86	74			1	1	1		1	11.09
Gaston	116	231	1			1	1	1	2	31.29
Graham	13	13			1	1			1	9.93
Haywood	31	28		1		1			1	8.11
Henderson	125	105			1	1	1	1	2	8.71
Macon	48	42			1	1	1	1	1	12.49
Madison	34	14		1		1				8.18
McDowell	54	44			1	1	1	1		13.50
Mecklenburg	155	209	1			1	1	1	3	23.52
Mitchell	42	53		1		1				9.30
Polk	20	25		1		1				13.26
Rutherford	98	114		1		1				6.77
Swain/Jackson	62	60		1		1		1	1	21.97
Transylvania	50	46		1		1				11.61

2011 CJPP Report

County	Offender Utilization	Yearly Service Goal	Program Type			Type of Service				Cost Per Program Per Offender
			Day Reporting Center	Satellite Substance Abuse	Resource Center	Substance Abuse Treatment	Edu cation	Job Dev elop	Other	
Fourth Division Continued										
Watauga	40	45		1		1		1	1	11.73
Yancey	7	50		1		1				58.28
Total	6,486	7,502	18	42	23	88	42	45	102	15.27

	Offender Utilization	Offender Service Goal	Cost Per Program
Substance Abuse	2,555	2,739	11.90
DRC	2,077	2,601	21.61
Resource Center	<u>1,854</u>	<u>2,163</u>	<u>11.02</u>
	6,486	7,502	15.27


**APPENDIX B
CRIMINAL JUSTICE PARTNERSHIP PROGRAM
STATUTORY APPROPRIATION BY COUNTY
FISCAL YEAR 2009-10**

County	Award Amount	Reimbursements Requested	Percent Paid	Unspent Funds
Alamance	\$124,521	\$87,566.54	70.3%	\$36,954.46
Albemarle Region	\$341,750	\$310,229.53	90.8%	\$31,520.47
Alexander	\$63,647	\$63,034.41	99.0%	\$612.59
Alleghany	\$49,133	\$49,125.36	100.0%	\$7.64
Anson	\$66,165	\$56,397.71	85.2%	\$9,767.29
Ashe	\$55,161	\$55,160.45	100.0%	\$0.55
Avery	\$53,649	\$53,649.00	100.0%	\$0.00
Beaufort	\$81,662	\$69,412.91	85.0%	\$12,249.09
Bertie	\$89,739	\$89,739.00	100.0%	\$0.00
Brunswick	\$100,322	\$100,321.23	100.0%	\$0.77
Buncombe	\$163,585	\$155,243.42	94.9%	\$8,341.58
Burke	\$90,869	\$90,869.00	100.0%	\$0.00
Cabarrus	\$129,689	\$49,862.20	38.4%	\$79,826.80
Caldwell	\$84,316	\$84,316.00	100.0%	\$0.00
Carteret	\$82,354	\$73,474.52	89.2%	\$8,879.48
Caswell	\$58,013	\$58,013.00	100.0%	\$0.00
Catawba	\$122,789	\$122,789.00	100.0%	\$0.00
Cherokee	\$58,058	\$54,584.22	94.0%	\$3,473.78
Clay	\$40,983	\$18,891.93	46.1%	\$22,091.07
Cleveland	\$103,939	\$97,525.03	93.8%	\$6,413.97
Columbus	\$89,182	\$89,181.57	100.0%	\$0.43
Craven	\$101,065	\$81,841.97	81.0%	\$19,223.03
Cumberland	\$210,054	\$206,612.60	98.4%	\$3,441.40
Davidson	\$129,014	\$20,869.86	16.2%	\$108,144.14
Davie	\$58,919	\$58,891.96	100.0%	\$27.04
Duplin	\$74,583	\$74,583.00	100.0%	\$0.00
Durham	\$183,064	\$182,809.02	99.9%	\$254.98
Edgecombe	\$79,803	\$67,840.52	85.0%	\$11,962.48
Forsyth	\$229,632	\$228,382.00	99.5%	\$1,250.00
Gaston	\$154,439	\$154,438.88	100.0%	\$0.12
Graham	\$48,930	\$24,439.16	49.9%	\$24,490.84
Greene	\$70,147	\$51,448.58	73.3%	\$18,698.42
Guilford	\$291,755	\$284,654.23	97.6%	\$7,100.77
Halifax	\$94,332	\$91,145.08	96.6%	\$3,186.92
Harnett	\$103,048	\$71,179.54	69.1%	\$31,868.46
Haywood	\$69,887	\$48,393.07	69.2%	\$21,493.93
Henderson	\$97,777	\$97,777.00	100.0%	\$0.00
Hertford	\$86,628	\$79,098.44	91.3%	\$7,529.56
Iredell	\$122,498	\$122,498.00	100.0%	\$0.00
Jackson-Swain	\$105,630	\$101,271.87	95.9%	\$4,358.13
Johnston	\$124,416	\$124,415.45	100.0%	\$0.55
Jones	\$57,394	\$49,452.94	86.2%	\$7,941.06
*Lee		\$0.00	0.0%	\$0.00
Lenoir	\$104,851	\$96,066.23	91.6%	\$8,784.77
Macon	\$59,220	\$49,191.34	83.1%	\$10,028.66

2011 CJPP Report

County	Award Amount	Reimbursements Requested	Percent Paid	Unspent Funds
Madison	\$51,517	\$29,574.12	57.4%	\$21,942.88
Martin	\$67,742	\$60,761.68	89.7%	\$6,980.32
McDowell	\$79,237	\$78,538.36	99.1%	\$698.64
Mecklenburg	\$492,492	\$432,886.18	87.9%	\$59,605.82
Mitchell	\$65,685	\$36,356.95	55.4%	\$29,328.05
Montgomery	\$74,644	\$70,244.27	94.1%	\$4,399.73
Moore	\$100,560	\$100,515.34	100.0%	\$44.66
Nash	\$92,260	\$78,271.07	84.8%	\$13,988.93
New Hanover	\$163,734	\$163,734.00	100.0%	\$0.00
Northhampton	\$75,460	\$72,236.24	95.7%	\$3,223.76
Onslow	\$129,908	\$129,905.23	100.0%	\$2.77
Orange-Chatham	\$173,467	\$173,243.00	99.9%	\$224.00
Pamlico	\$55,505	\$39,804.27	71.7%	\$15,700.73
Pender	\$74,614	\$71,305.76	95.6%	\$3,308.24
*Person		\$0.00	0.0%	\$0.00
Pitt	\$136,774	\$136,774.00	100.0%	\$0.00
Polk	\$47,798	\$42,809.36	89.6%	\$4,988.64
Randolph	\$120,502	\$116,084.64	96.3%	\$4,417.36
Richmond	\$82,421	\$66,750.45	81.0%	\$15,670.55
Robeson	\$120,613	\$120,613.00	100.0%	\$0.00
Rockingham	\$97,173	\$75,318.19	77.5%	\$21,854.81
Rowan	\$125,993	\$125,993.00	100.0%	\$0.00
Rutherford	\$93,136	\$91,895.63	98.7%	\$1,240.37
Sampson	\$83,164	\$83,164.00	100.0%	\$0.00
Scotland-Hoke	\$153,850	\$153,841.77	100.0%	\$8.23
Stanly	\$72,990	\$65,127.45	89.2%	\$7,862.55
Stokes	\$73,346	\$73,346.00	100.0%	\$0.00
Surry	\$89,575	\$89,511.16	99.9%	\$63.84
Transylvania	\$56,045	\$45,730.76	81.6%	\$10,314.24
Tyrrell	\$69,712	\$59,293.29	85.1%	\$10,418.71
Union	\$130,749	\$130,748.51	100.0%	\$0.49
VGFW	\$274,127	\$265,920.65	97.0%	\$8,206.35
Wake	\$476,407	\$437,552.45	91.8%	\$38,854.55
Washington	\$63,104	\$63,103.31	100.0%	\$0.69
Watauga	\$64,463	\$63,191.00	98.0%	\$1,272.00
Wayne	\$116,445	\$113,114.58	97.1%	\$3,330.42
Wilkes	\$91,739	\$73,683.12	80.3%	\$18,055.88
Wilson	\$89,795	\$83,834.64	93.4%	\$5,960.36
Yadkin	\$63,288	\$63,288.00	100.0%	\$0.00
Yancey	\$56,294.00	\$17,003.92	30.2%	\$39,290.08
Total	\$9,252,940.00	\$8,391,756.12	90.7%	\$861,183.88

* non participating



***Appendix C to
FY 2009-2010
CJPP Annual Report***

January 2011

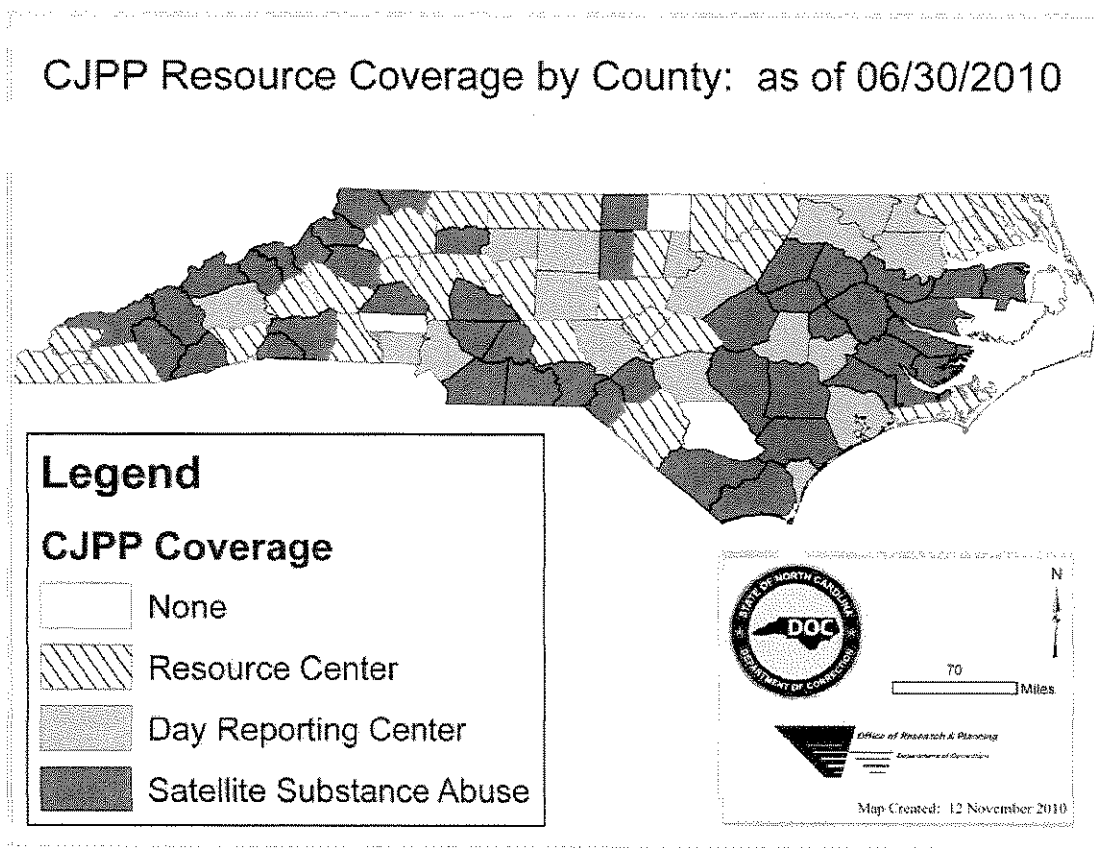
Analysis of CJPP Offender Participation Data
Received During Fiscal Year 2009-2010

Data Sources for this Report

CJPP local programs store data in and report data from a computer system called the CJPP Information Management System (IMS). The data was extracted from the IMS system as of November 6, 2010. Data for participants in the Sentenced Offender programs was also obtained from the Department of Correction's Offender Population Unified System (OPUS) as of November 6, 2010.

Map of Counties with CJPP Programs

The map below shows the North Carolina counties that are served by a CJPP funded sentenced offender program, and the type of program available (Day Reporting Center, Satellite Substance Abuse program, or Resource Center):



CJPP Sentenced Offender Program Outcome Measures

In 2004 the Division of Community Corrections and representatives from the Criminal Justice Partnership State Advisory Board and the Criminal Justice Partnership Local Advisory Boards identified outcome measures to assess program performance of types of programs. They identified three objectives: protect the public, maintain compliance, and improve offender behavior. For each objective they identified intermediate outcomes, which were refined in 2007. The cohort for all outcome measures is offenders who were in the CJPP program for at least one day during the evaluation period (beginning population + entries), who participated in the program at least 30 days, and have subsequently exited the program.

2011 CJPP Report

The following charts present information pertaining to each program type objectives and/or intermediate outcomes:

CJPP OUTCOME MEASURES AND UTILIZATION – BY PROGRAM TYPE

DAY REPORTING CENTER

<i>The cohort for all measures is offenders who were in the CJPP program for at least one day during the evaluation period (beginning population + entries), who participated in the program at least 30 days, and have exited the program.</i>		Evaluation Period 07/01/09 – 06/30/10	
DRC Objective/Outcome Measure			
Protect the Public		NUMBER	PERCENT*
1.	CJPP offenders who were in absconder status during the evaluation period and after their CJPP entry date (percent is of offenders who did not exit the program with a successful CJPP exit reason).	163	20.1%
2.	CJPP offenders who were in absconder status during the evaluation period (#1) and were subsequently captured during their period of supervision**	137	84.1%
3.	CJPP offenders who were in absconder status during the evaluation period (#1) and have a new crime conviction with an offense date between beginning CJPP and capture.**	7	4.3%
4.	Any CJPP offenders who have a new crime conviction in OPUS with an offense date during their time in the CJPP program.	84	5.3%
5.	CJPP offenders revoked to prison within 6 months of exiting the program (percent is of offenders who did not exit the program with a successful CJPP exit reason).	331	49.5%
6.	CJPP offenders whose supervision was terminated early after participating in a CJPP program.	120	7.5%
7.	CJPP offenders whose supervision was completed, or are still on active supervision after participating in a CJPP program.	809	50.6%

<i>The cohort for all measures is offenders who were in the CJPP program for at least one day during the evaluation period (beginning population + entries), who participated in the program at least 30 days, and have exited the program.</i>		Evaluation Period 07/01/09 – 06/30/10	
DRC Objective/Outcome Measure			
Maintain Compliance (after beginning CJPP Program)		NUMBER	PERCENT*
8.	Violations by CJPP offenders during time in program (offender may have more than one violation type)	688	43.1%
	a. Absconding	130	8.1%
	b. Failure to Follow Curfew Restrictions	378	23.7%
	c. Failure to Meet Financial Obligations	394	24.7%
	d. Substance Abuse	475	29.7%
	e. Treatment Failure	104	6.5%

2011 CJPP Report

Maintain Compliance (after beginning CJPP Program) (Continued)		NUMBER	PERCENT*
9.	Participation in selected CJPP services Overall (Average Attendance Rates)***	3,094	77.0%
	a. CBI: Cognitive Behavior Interventions	683	79.0%
	b. Educational Services	716	79.9%
	c. Substance Abuse Services	1,165	76.7%
	d. Vocational/Employment Services	531	71.2%

Improve Offender Behavior (after beginning CJPP Program)		NUMBER	PERCENT*
<p><i>The cohort for all measures is offenders who were in the CJPP program for at least one day during the evaluation period (beginning population + entries), who participated in the program at least 30 days, and have exited the program.</i></p> <p>DRC Objective/Outcome Measure</p>		<p>Evaluation Period 07/01/09 – 06/30/10</p>	
10.	Percentage of negative drug screens in the six month period after a positive screen that occurred during the offender's time in CJPP.	893	48.8%
11.	Successful completion of select services (offender may have more than one service type) ***	1,074	36.3%
	a. CBI: Cognitive Behavior Interventions	446	65.3%
	b. Educational Services	474	66.2%
	c. Substance Abuse Services	727	62.4%
	d. Vocational/Employment Services	375	70.6%
12.	CJPP offenders who maintained or obtained employment (entered CJPP and left employed, or entered unemployed and left employed)	649	40.6%
13.	Offenders who were referred to CJPP through the violation process who successfully completed their supervision period, or are still on active supervision (percent is of violator entries).	288	48.9%

* In most instances the percentages are of all offenders who participated in a CJPP program for at least 30 days during the FY and subsequently exited.

** Rates are expressed as the percentage of CJPP offenders in absconder status at some point during the FY.

*** Percentages are of offenders who received each specified CJPP services during the FY.

2011 CJPP Report

DAY REPORTING CENTER UTILIZATION CHART

Location	Population on July 1, 2009	Entries	Exits	Offender Utilization	Yearly Offender Service Goal	Percent of Offender Goal Utilized	Cost Per Day Per Offender
BERTIE	41	52	53	93	93.00	100%	\$13.83
BUNCOMBE	22	35	33	57	62.00	92%	\$42.19
CUMBERLAND	38	62	82	100	134.75	74%	\$24.69
DURHAM	50	92	91	142	166.75	85%	\$19.22
FORSYTH	79	212	211	291	263.00	111%	\$13.53
GASTON	27	89	104	116	230.50	50%	\$31.29
GUILFORD	43	74	83	117	237.50	49%	\$36.23
HALIFAX	33	71	81	104	85.50	122%	\$15.37
HERTFORD	20	40	35	60	73.50	82%	\$18.30
LENOIR	31	25	20	56	45.00	124%	\$14.44
MECKLENBURG	62	93	75	155	208.50	74%	\$23.52
MOORE	38	116	124	154	166.00	93%	\$12.63
NEW HANOVER	21	89	66	110	149.00	74%	\$18.07
NORTHAMPTON	26	35	42	61	64.50	95%	\$19.39
ONSLow	37	53	59	90	92.00	98%	\$21.13
RANDOLPH	23	88	71	111	175.50	63%	\$22.50
WAKE	37	140	140	177	240.50	74%	\$38.62
WAYNE	28	55	59	83	113.00	73%	\$26.92
TOTAL	656	1,421	1,429	2,077	2600.50	80%	\$21.61

SATELLITE SUBSTANCE ABUSE CENTER

<i>The cohort for all measures is offenders who were in the CJPP program for at least one day during the evaluation period (beginning population + entries), who participated in the program at least 30 days, and have exited the program.</i>		Evaluation Period 07/01/09 – 06/30/10	
SSA Objective/Outcome Measure		NUMBER	PERCENT*
Protect the Public			
1.	CJPP offenders who were in absconder status during the evaluation period and after their CJPP entry date (percent is of offenders who did not exit the program with a successful CJPP exit reason).	88	11.7%
2.	CJPP offenders who were in absconder status during the evaluation period (#1) and were subsequently captured during their period of supervision**	71	80.1%
3.	CJPP offenders who were in absconder status during the evaluation period (#1) and have a new crime conviction with an offense date between beginning CJPP and capture.**	7	8.0%
4.	Any CJPP offenders who have a new crime conviction in OPUS with an offense date during their time in the CJPP program.	82	4.3%
5.	CJPP offenders revoked to prison within 6 months of exiting the program (percent is of offenders who did not exit the program with a successful CJPP exit reason).	273	46.8%
6.	CJPP offenders whose supervision was terminated early after participating in a CJPP program.	159	8.4%
7.	CJPP offenders whose supervision was completed, or are still on active supervision after participating in a CJPP program.	1,162	61.0%
<i>The cohort for all measures is offenders who were in the CJPP program for at least one day during the evaluation period (beginning population</i>		Evaluation Period	

2011 CJPP Report

+ entries), who participated in the program at least 30 days, and have exited the program.		07/01/09	-
		06/30/10	
SSA Objective/Outcome Measure			
Maintain Compliance (after beginning CJPP Program)		NUMBER	PERCENT*
8.	Violations by CJPP offenders during time in program (offender may have more than one violation type)	671	35.2%
	a. Absconding	60	3.2%
	b. Failure to Follow Curfew Restrictions	142	7.5%
	c. Failure to Meet Financial Obligations	495	26.0%
	d. Substance Abuse	454	23.8%
	e. Treatment Failure	234	12.3%
9.	Participation in selected CJPP services (Average Attendance Rates)*** Overall -	1,767	80.4%
	a. CBI: Cognitive Behavior Interventions	89	87.2%
	b. Educational Services	6	100.0%
	c. Substance Abuse Services	1,662	79.8%
	d. Vocational/Employment Services	13	100.0%

The cohort for all measures is offenders who were in the CJPP program for at least one day during the evaluation period (beginning population + entries), who participated in the program at least 30 days, and have exited the program.		Evaluation Period	-
		07/01/09	
		06/30/10	
SSA Objective/Outcome Measure			
Improve Offender Behavior (after beginning CJPP Program)		NUMBER	PERCENT*
10.	Percentage of negative drug screens in the six month period after a positive screen that occurred during the offender's time in CJPP.	714	55.7%
11.	Successful completion of select services (offender may have more than one service type) ***	1,121	37.9%
	a. CBI: Cognitive Behavior Interventions	54	60.7%
	b. Educational Services	5	83.3%
	c. Substance Abuse Services	1,089	65.5%
	d. Vocational/Employment Services	11	84.6%
12.	CJPP offenders who maintained or obtained employment (entered CJPP and left employed, or entered unemployed and left employed)	1,013	53.2%
13.	Offenders who were referred to CJPP through the violation process who successfully completed their supervision period, or are still on active supervision (percent is of violator entries).	911	61.0%

* In most instances the percentages are of all offenders who participated in a CJPP program for at least 30 days during the FY and subsequently exited.

** Rates are expressed as the percentage of CJPP offenders in absconder status at some point during the FY.

*** Percentages are of offenders who received each specified CJPP services during the FY.

SATELLITE SUBSTANCE ABUSE CENTER UTILIZATION CHART

Location	Population on July 1, 2009	Entries	Exits	Offender Utilization	Yearly Offender Service Goal	Percent of Offender Goal Utilized	Cost Per Day Per Offender
ALAMANCE	26	62	65	88	110.25	80%	\$11.20
ALLEGHANY	10	17	10	27	19.00	142%	\$11.81
ANSON	16	32	32	48	70.00	69%	\$8.75
ASHE	17	29	21	46	51.00	90%	\$8.36
AVERY	17	18	24	35	23.75	147%	\$10.35
BEAUFORT	23	59	59	82	78.75	104%	\$12.93
BRUNSWICK	25	83	69	108	102.50	105%	\$7.93
CABARRUS	11	27	18	38	85.25	45%	\$13.21
CALDWELL	43	47	75	90	72.00	125%	\$10.09
CASWELL	5	17	6	22	20.00	110%	\$18.76
CATAWBA	16	86	64	102	101.50	100%	\$15.10
COLUMBUS	12	44	45	56	57.50	97%	\$18.32
CRAVEN	33	85	61	118	126.75	93%	\$6.96
DUPLIN	27	34	34	61	66.50	92%	\$9.83
EDGECOMBE	23	40	60	63	91.00	69%	\$12.84
GREENE	12	48	47	60	76.00	79%	\$14.25
HAYWOOD	1	30	13	31	27.50	113%	\$8.11
JACKSON-SWAIN	23	39	45	62	59.75	104%	\$21.97
JOHNSTON	18	64	71	82	102.50	80%	\$53.99
JONES	2	10	10	12	16.25	74%	\$8.28
MADISON	14	20	26	34	14.25	239%	\$8.18
MARTIN	25	41	44	66	64.50	102%	\$10.45
MITCHELL	8	34	25	42	52.75	80%	\$9.30
NASH	25	71	70	96	66.50	144%	\$12.18
PAMLICO	9	21	19	30	26.25	114%	\$6.34
PENDER	40	50	57	90	99.25	91%	\$6.81
PITT	61	98	107	159	192.25	83%	\$13.65
POLK	9	11	14	20	24.75	81%	\$13.26
RICHMOND	12	41	33	53	59.75	89%	\$16.87
ROWAN	26	54	61	80	89.50	89%	\$11.99
RUTHERFORD	26	72	75	98	114.00	86%	\$6.77
SAMPSON	34	75	64	109	77.00	142%	\$16.39
SCOTLAND-HOKE	27	76	75	103	95.00	108%	\$14.23
STANLY	12	19	20	31	53.50	58%	\$13.88
TRANSYLVANIA	12	38	37	50	46.00	109%	\$11.61
TYRRELL	7	17	15	24	19.75	122%	\$26.55
UNION	13	49	41	62	57.00	109%	\$28.75
WASHINGTON	3	19	12	22	26.50	83%	\$32.61
WATAUGA	8	32	25	40	45.25	88%	\$11.73
WILSON	14	50	44	64	63.00	102%	\$14.14
YADKIN	16	28	31	44	44.50	99%	\$16.31
YANCEY	2	5	3	7	50.00	14%	\$58.28
TOTAL	763	1,792	1,727	2,555	2739.00	94%	\$11.90

2011 CJPP Report

<i>The cohort for all measures is offenders who were in the CJPP program for at least one day during the evaluation period (beginning population + entries), who participated in the program at least 30 days, and have exited the program.</i>		Evaluation Period 07/01/09 – 06/30/10	
RC Objective/Outcome Measure		NUMBER	PERCENT*
Protect the Public			
1.	CJPP offenders who were in absconder status during the evaluation period and after their CJPP entry date (percent is of offenders who did not exit the program with a successful CJPP exit reason).	66	9.9%
2.	CJPP offenders who were in absconder status during the evaluation period (#1) and were subsequently captured during their period of supervision**	57	86.4%
3.	CJPP offenders who were in absconder status during the evaluation period (#1) and have a new crime conviction with an offense date between beginning CJPP and capture.**	2	3.0%
4.	Any CJPP offenders who have a new crime conviction in OPUS with an offense date during their time in the CJPP program.	66	4.6%
5.	CJPP offenders revoked to prison within 6 months of exiting the program (percent is of offenders who did not exit the program with a successful CJPP exit reason).	209	45.4%
6.	CJPP offenders whose supervision was terminated early after participating in a CJPP program.	109	7.5%
7.	CJPP offenders whose supervision was completed, or are still on active supervision after participating in a CJPP program.	876	60.6%

<i>The cohort for all measures is offenders who were in the CJPP program for at least one day during the evaluation period (beginning population + entries), who participated in the program at least 30 days, and have exited the program.</i>		Evaluation Period 07/01/09 – 06/30/10	
RC Objective/Outcome Measure		NUMBER	PERCENT*
Maintain Compliance (after beginning CJPP Program)			
8.	Violations by CJPP offenders during time in program (offender may have more than one violation type)	550	38.1%
	a. Absconding	75	5.2%
	b. Failure to Follow Curfew Restrictions	121	8.4%
	c. Failure to Meet Financial Obligations	432	29.9%
	d. Substance Abuse	356	24.6%
	e. Treatment Failure	185	12.8%
9.	Participation in selected CJPP services (Average Attendance Rates)*** Overall -	1,775	77.6%
	a. CBI: Cognitive Behavior Interventions	136	79.5%
	b. Educational Services	236	72.8%
	c. Substance Abuse Services	1,199	78.9%
	d. Vocational/Employment Services	208	77.7%
<i>The cohort for all measures is offenders who were in the CJPP program for at least one day during the evaluation period (beginning population + entries), who participated in the program at least 30 days, and have exited the program.</i>		Evaluation Period 07/01/09 –	

2011 CJPP Report

RC Objective/Outcome Measure		06/30/10	
<i>Improve Offender Behavior (after beginning CJPP Program)</i>		NUMBER	PERCENT*
10.	Percentage of negative drug screens in the six month period after a positive screen that occurred during the offender's time in CJPP.	503	54.4%
11.	Successful completion of select services (offender may have more than one service type) ***	761	25.7%
	a. CBI: Cognitive Behavior Interventions	89	65.4%
	b. Educational Services	113	47.9%
	c. Substance Abuse Services	690	57.6%
	d. Vocational/Employment Services	108	51.9%
12.	CJPP offenders who maintained or obtained employment (entered CJPP and left employed, or entered unemployed and left employed)	687	47.5%
13.	Offenders who were referred to CJPP through the violation process who successfully completed their supervision period, or are still on active supervision (percent is of violator entries).	503	59.5%

* In most instances the percentages are of all offenders who participated in a CJPP program for at least 30 days during the FY and subsequently exited.

** Rates are expressed as the percentage of CJPP offenders in absconder status at some point during the FY.

*** Percentages are of offenders who received each specified CJPP service during the FY.

RESOURCE CENTER UTILIZATION CHART

Location	Population on July 1, 2009	Entries	Exits	Offender Utilization	Yearly Offender Service Goal	Percent of Offender Goal Utilized	Cost Per Day Per Offender
ALBEMARLE REGION	69	85	84	154	167.50	92%	\$14.29
ALEXANDER	25	35	41	60	78.50	76%	\$10.52
BURKE	21	25	25	46	69.50	66%	\$16.37
CARTERET	30	47	49	77	100.50	77%	\$7.55
CHEROKEE	5	35	16	40	24.50	163%	\$12.46
CLAY	6	9	13	15	11.50	130%	\$14.22
CLEVELAND	26	60	60	86	74.00	116%	\$11.09
DAVIDSON	1	69	61	70	98.00	71%	\$2.07
DAVIE	16	47	45	63	65.00	97%	\$11.25
GRAHAM	2	11	5	13	13.00	100%	\$9.93
HARNETT	29	84	77	113	178.00	63%	\$14.61
HENDERSON	32	93	77	125	105.00	119%	\$8.71
IREDELL	28	109	81	137	168.75	81%	\$8.27
MACON	9	39	28	48	42.00	114%	\$12.49
MCDOWELL	15	39	38	54	43.75	123%	\$13.50
MONTGOMERY	26	59	54	85	132.50	64%	\$8.52
ORANGE-CHATHAM	41	82	91	123	142.50	86%	\$12.10
ROBESON	35	114	79	149	157.00	95%	\$6.84
ROCKINGHAM	18	56	29	74	130.50	57%	\$8.67
STOKES	25	42	56	67	72.00	93%	\$12.41
SURRY	31	48	61	79	83.50	95%	\$10.00
VGFW	31	67	78	98	109.50	89%	\$30.66
WILKES	19	59	51	78	95.50	82%	\$13.07
TOTAL	540	1,314	1,199	1,854	2162.50	86%	\$11.02

Appendix D

Criminal Justice Partnership Program Quality Assurance Review

Written Program Policies & Procedures:

- Conditions of eligibility for offenders to participate in the program
- Nondiscrimination in acceptance of offenders
- Intake and assessment
- Rights and responsibilities of offenders and staff, written program rules
- Confidentiality protections, release of information, review of offender case files
- Content of case records
- Storage and retention of records
- Service and or treatment planning
- Staffing levels and offender supervision while participating
- Referrals to other resources
- Offender grievance process
- Termination of services, aftercare planning
- Interagency protocol
- County personnel manual on site
- CJPP policy manual on site, updated

Advisory Board:

- Board activity documentation maintained on site, updated
- Board roster with membership and terms
- Board meeting schedules
- By-Laws
- Meeting minutes
- Board reports

Day Reporting Center:

- **Admission Information**
 1. Orientation
 2. Intake assessment and interview
 3. Rules acknowledgement
 4. Case Plans
 5. Consent for treatment and release of information
 6. Treatment plan and standards
 7. Probation Judgments
 8. Referrals
 9. No show/non-reporting policy and procedure
 10. Drug screening policy and procedures

Day Reporting Center (continued):

- **Service Delivery**
 11. IMS Data
 12. Treatment plan reviews
 13. Service notes
 14. Drug screen results
 15. Transfer form copies
 16. Closing summary
 17. Cases and files

Satellite Substance Abuse and Resource Centers:

- **Admission Information**
 1. Orientation
 2. Individualize substance abuse assessments
 3. Psychological –social evaluations
 4. Vocational assessment
 5. Legal assessment
 6. Family socio-economic history
 7. Rules acknowledgement
 8. Consent for treatment, release of information
 9. Confidentiality statement
 10. Treatment plans
 11. Probation judgment
 12. Referrals
 13. No show/non-reporting policy and procedures
 14. Drug screening policy and procedures
- **Service Delivery**
 15. IMS data
 16. Treatment plan reviews
 17. Service notes
 18. Drug screen results
 19. Transfer form copies
 20. Closing summary
 21. Cases and files

**APPENDIX E
CJPP SERVICE PROVIDERS AND FUNDING AMOUNTS**

SATELLITE SUBSTANCE ABUSE CENTERS		
SERVICE	TYPE OF SERVICE	FEE
Alamance		
Treatment	Carolina Counseling Associates	\$49,745
	Piedmont Triad Council of Governments	\$8,943
	Life Changes	\$26,268
	Residential Services of Alamance	\$24,010
	TASC-(Treatment Accountability for Safer Communities)	Free
In Kind Services	Office space; phone bills; other utilities; PC's; Internet Access, TASC funding goes toward 3 FET's salaries but not toward overhead	
Alleghany		
Treatment	New River Behavioral Health Care (Staff)	\$40,000
	Alleghany County DANA Program	
	TASC-(Treatment Accountability for Safer Communities)	Free
Education	Wilkes Community College	Free
Employment	NC Employment Security Commission- Job Service Department	Free
In Kind Services	Contractual Program – New River Behavioral Healthcare does provide some in kind services as needed to address particular individual needs.	
Anson		
Treatment	Path of Hope, Inc.	\$11,992
	Samaritan Colony of Rockingham	\$10,105
	TASC-(Treatment Accountability for Safer Communities)	Free
Life Skills	Recovery Associates/Rich Meinecke	\$42,016
In Kind Services	Contractual Program	
Ashie		
Treatment	New River ARA Board of Mental Health Development Disabilities & Substance Abuse	\$45,760
	TASC (Treatment Accountability for Safer Communities)	Free
	Detoxification Services (1 to 3 people) if needed	\$5,160
Education	Wilkes Community College	Free
Employment	NC Employment Security Commission	Free
In Kind Services	Contractual Program – New River Behavioral Healthcare does provide some in kind services as needed to address particular individual needs.	

SATELLITE SUBSTANCE ABUSE CENTERS		
SERVICE	TYPE OF SERVICE	FEE
Avery		
Treatment	New River Area Mental Health and Substance Abuse Services	\$44,059
	TASC-(Treatment Accountability for Safer Communities)	Free
Education	Mayland Community College	Free
Employment	NC Employment Security Commission	Free
	NC Vocational Rehabilitation	Free
In Kind Services	Office Space; Office Furniture; IT Support; Cleaning and maintenance service; trash service; utilities	
Beaufort		
Treatment	Passage Counseling Services	\$56,223
	TASC-(Treatment Accountability for Safer Communities)	Free
In Kind Services	None	
Brunswick		
Treatment	Staff	\$5,601
	The Learn Program	\$8,393
	Wilmington Treatment Center	\$45,640
	Brunswick County Sheriffs	Free
	South Brunswick Counseling Service	\$20,302
In Kind Services	Helps with funding short falls when CJPP funding runs out	
Cabarrus		
Treatment	Genesis A New Beginning	\$129,689
Life Skills	Cognitive Behavior Intervention	Staff
In Kind Services	Contractual Program – No In Kind Services	
Caldwell		
Treatment	Hidden Springs Counseling Center	\$84,316
	TASC-(Treatment Accountability for Safer Communities)	Free
In Kind Services	None	
Caswell		
Treatment	Piedmont Triad Council of Governments	\$8,661
	Freedom House Recovery Center	\$52,099
Transportation	Caswell Division of Transportation	Free
In Kind Services	None	
Catawba		
Treatment	Clay, Wilson and Associates	\$121,160
	Mental Health Partners	Free
	TASC-(Treatment Accountability for Safer Communities)	Free
In Kind Services	None	

SATELLITE SUBSTANCE ABUSE CENTERS		
SERVICE	TYPE OF SERVICE	FEE
Columbus		
Treatment	Rouse Counseling and Consulting	\$87,182
	TASC-(Treatment Accountability for Safer Communities)	Free
In Kind Services	None	
Craven		
Treatment	Evaluation and Guidance, Inc. - Chemical Dependence Training	\$83,797
	TASC-(Treatment Accountability for Safer Communities)	Free
In Kind Services	Building and building maintenance; chairs, tables for board meetings	
Darlington		
Treatment	Connolly Counseling	\$73,323
	TASC-(Treatment Accountability for Safer Communities)	Free
In Kind Services	None	
Edgecombe		
Treatment	TASC (Treatment Accountability for Safer Communities)	Free
	Changing Seasons Treatment Services	\$35,750
Education	Edgecombe Community College	Free
Life Skills	Edgecombe County Health Department HIV Prevention	Free
In Kind Services	NONE from County but Changing Seasons provides: Printer; Treatment Resources; office supplies	
Greene		
Treatment	Acumen Counseling	\$39,800
	TASC-(Treatment Accountability for Safer Communities)	Free
Transportation	Transportation with the County	\$11,401
In Kind Services	None	
Haywood		
Treatment	TASC-(Treatment Accountability for Safer Communities)	Free
	Jennifer Clemons	\$32,285
Education	Haywood Community College	Free
Life Skills	Staff	\$26,723
In Kind Services	Office Space; Internet Service; IT Service; Janitorial Service; Electricity/Water/Heat; some office furniture; GED services through comm. College; use of other county spaces for classes; parking	

SATELLITE SUBSTANCE ABUSE CENTERS		
SERVICE	TYPE OF SERVICE	FEE
Jackson/Swain		
Treatment	Appalachian Community Services	\$40,357
	TASC (Treatment Accountability for Safer Communities)	Free
	Christian Love Ministries	\$6,000
Education	Southwestern Community College	Free
	Eastern Band of Cherokee Indians Education and Training Department	Free
Employment	NC Employment Security Commission	Free
Life Skills	REACH of Jackson County	Free
	Staff	\$35,201
	Eastern Band of Cherokee Indians	Free
	Swain/Quails S.A.F.E. Inc.	Free
	Family Resource Center	Free
In Kind Services	Office Space CJPP TASC and TX Provider; Office furniture; IT support; Utilities; Process Monthly Reimbursements; Cleaning and Maintenance Service; Trash Service	
Johnston		
Treatment	Johnston Counseling Services	\$79,800
	TASC-(Treatment Accountability for Safer Communities)	Free
Life Skills	Staff	\$4,857
In Kind Services	None	
Jones		
Treatment	Changing Seasons	\$29,750
	TASC-(Treatment Accountability for Safer Communities)	Free
Life Skills	Incentives for Offenders	\$1,875
In Kind Services	Treatment Provider provides: Treatment Resources	
Madison		
Treatment	Alpha Omega Health	\$25,450
	Robert James (Domestic Abuser Treatment)	\$1,980
	October Road, Inc.	\$9,500
	TASC-(Treatment Accountability for Safer Communities)	Free
In Kind Services	Office Space; Office Furniture; IT Support; Cleaning and maintenance service; trash service; utilities	
Marion		
Treatment	Changing Seasons Treatment	\$49,712
	TASC-(Treatment Accountability for Safer Communities)	Free
Transportation	Transportation	\$1,250
In Kind Services	Treatment Provider provides: Treatment Resources	

SATELLITE SUBSTANCE ABUSE CENTERS		
SERVICE	TYPE OF SERVICE	FEE
Mitchell		
Treatment	Alpha Omega Health Services	\$34,663
	Robert James (Domestic Abuser Treatment)	\$3,268
	TASC-(Treatment Accountability for Safer Communities)	Free
In Kind Services	Office Space; Office Furniture; IT Support; Cleaning and maintenance service; trash service; utilities	
Nash		
Treatment	Urton and Associates	\$60,000
	Hope Valley	\$11,954
	TASC-(Treatment Accountability for Safer Communities)	Free
Life Skills	Nash County Health Department	Free
Transportation	Tar River Transit	\$4,000
In Kind Services	NONE per Mike Urton	
Pamlico		
Treatment	Changing Seasons Treatment Services	\$26,500
	TASC-(Treatment Accountability for Safer Communities)	Free
Transportation	Transportation and Incentives for offenders	\$10,000
In Kind Services	Treatment Provider provides: Treatment Resources	
Pender		
Treatment	Chemical Dependence Training Evaluation	\$52,612
	Center for Research and Prevention	\$19,691
	TASC-(Treatment Accountability for Safer Communities)	Free
In Kind Services	Computer and Printer	
Port		
Treatment	Port Human Services	\$111,896
Life Skills	Offender incentives and graduation	\$1,500
Transportation	Transportation	\$1,216
In Kind Services	IT Services; Payroll processing & Human Resources; Internal Training; Internal QI/Compliance; Finance; Postage; GED	
Polk		
Treatment	Family Preservation Services	\$45,000
	TASC-(Treatment Accountability for Safer Communities)	Free
In Kind Services	Office Space; Utilities; Cleaning & Maintenance Service	

SATELLITE SUBSTANCE ABUSE CENTERS		
SERVICE	TYPE OF SERVICE	FEE
Richmond		
Treatment	Staff	\$11,680
	Path of Hope	\$18,293
	Samaritan Colony of Rockingham	\$581
	Recovery Associates of Southern Pines	\$21,480
	TASC-(Treatment Accountability for Safer Communities)	Free
In Kind Services	Contractual Program – Richmond County does provide the facility which includes one office, one tx. room and some general use areas; and utilities.	
Rowan		
Treatment	Alternative Counseling	\$125,993
In Kind Services	Contractual Program	
Rutherford		
Treatment	Parkway Behavior Health	\$6,000
	Woodridge Psychological Assocs.	\$79,151
	Thomas Butler	\$1,000
	TASC-(Treatment Accountability for Safer Communities)	Free
In Kind Services	None	
Sampson		
Treatment	Connolly Counseling	\$80,578
	TASC-(Treatment Accountability for Safer Communities)	Free
In Kind Services	None	
Scotland-Hoke		
Treatment	Integrated Behavioral Healthcare Services	\$153,850
	TASC-(Treatment Accountability for Safer Communities)	Free
In Kind Services	None (Scotland does have one employee that organizes the meeting and completes the grant package and forms.)	
Stanly		
Treatment	Genesis	\$31,117
	Stanly Community College Outreach Program	Free
	Monarch	Free
	Employment Security Commission	Free
	Resource Development Center	Free
	Staff salaries toward services	\$16,617
	Cognitive Behavior Intervention (CBI)	Staff
In Kind Services	Stanly County provides an office and utilities.	

SATELLITE SUBSTANCE ABUSE CENTERS		
SERVICE	TYPE OF SERVICE	FEE
Transylvania		
Treatment	Alliance CBS, Inc.	\$34,154
	S.A.F.E. (Domestic Treatment)	\$1,500
	Judith West/Sylvan Valley Counseling	\$5,100
	TASC-(Treatment Accountability for Safer Communities)	Free
Employment	Transylvania Vocational Rehabilitation	\$7,500
Transportation	Transylvania County Transportation	\$3,500
In Kind Services	Office Space; Admin. Service for Reimbursements	
Tyrrell		
Treatment	Drug Education and Human Development	\$46,800
	TASC-(Treatment Accountability for Safer Communities)	Free
In Kind Services	Treatment Provider provides: Treatment Resources	
Union		
Treatment	Union Memorial Regional Medical Center	\$98,000
	Non-hospital Medical Detoxification	\$15,115
	Licensed Mental health Therapist	\$1,000
	TASC-(Treatment Accountability for Safer Communities)	Free
Transportation	Transportation	\$6,000
In Kind Services	Contractual Program	
Washington		
Treatment	Changing Seasons Treatment	\$30,000
	TASC-(Treatment Accountability for Safer Communities)	Free
Life Skills	Offender incentives and graduation	\$2,500
Transportation	Transportation	\$4,000
In Kind Services	NONE from County but Changing Seasons provides: Treatment resources	
Watauga		
Treatment	New River Behavioral Health Care	\$53,616
	TASC-(Treatment Accountability for Safer Communities)	Free
Employment	Vocational Rehabilitation	Free
	Employment Security Commission	Free
In Kind Services	Rent; Maintenance; Electricity; IT Computer Access and Technical Support; Supervision Professional and Admin.; training in house; client drug screening supplies (gloves cups); New River Clinical Staff provides direct service in SA Programs; New River Matrix rewards vouchers to CJPP clients who complete IOP	

SATELLITE SUBSTANCE ABUSE CENTERS		
SERVICE	TYPE OF SERVICE	FEE
Wilson		
Treatment	Changing Seasons Treatment	\$54,590
	TASC-(Treatment Accountability for Safer Communities)	Free
Life Skills	Offender incentives and graduation cost	\$3,250
Transportation	Transportation	\$10,000
In Kind Services	Treatment Provider provides: Treatment Resources	
Yadkin		
Treatment	Professional Assessment and Counseling	\$33,759
	Robin Howell	\$21,690
	TASC-(Treatment Accountability for Safer Communities)	Free
Education	Forbush High School	Free
	Starmount High School	Free
	Surry Community College	Free
Life Skills	Yadkin County Juvenile Services	Free
	Yadkin County District Attorney's	Free
	Yadkin County Health Department	Free
	Yadkin County Department of Social Services	Free
	Yadkin County Sheriff's Office	Free
	NC Community Service Work Program	Free
Yadkin		
In Kind Services	Surry County provides the facility which includes two offices, two tx. rooms and one bathroom, other general use area, utilities, water, maintenance and cleaning services. The COG Adm. services are also paid for by county dollars.	
Taney		
Treatment	Alpha Omega Health	\$29,101
	Robert James (Anger Management)	\$1,500
	TASC-(Treatment Accountability for Safer Communities)	Free
	Swain Recovery Center	\$4,224
	October Road	\$4,750
	Shared Staff with Madison and Mitchell Counties	\$4,155
In Kind Services	Office Space; Office Furniture; IT Support; Cleaning and maintenance service; trash service; utilities	

DAY REPORTING CENTERS		
SERVICE	TYPE OF SERVICE	FEE
BERTIE		
Treatment	Changing Seasons Treatment Services	\$4,400
	TASC (Treatment Accountability for Safer Communities)	Free
Treatment/Life Skills	Director	\$52,251
Life Skills	Bertie County Dept. of Social Services – Anger Management	Free
	Cognitive Behavior Intervention	Staff
Education	Martin Community College	Free
Employment	Bertie County Job Link - Career Center	Free
Transportation	Staff	\$4,790
In Kind Services	NONE from County but Changing Seasons provides: laptop; printer; TV; VCR/DVD; Cell phone; Media Cart; desk; storage cabinet; treatment resources; office supplies	
BUNCOMBE		
Treatment	ARP/Phoenix	\$24,840
	TASC (Treatment Accountability for Safer Communities)	Free
Education	Asheville-Buncombe Technical Community College	Free
Employment	Job Placement Specialist	\$12,518
Life Skills	Cognitive Behavior Intervention/Director	\$19,223
Other	IMS entries – Staff	\$1,311
In Kind Services	Rent free Building; Maintenance; IT support; Finance; Budget; Purchasing; Relocation services; board meeting room	
CUMBERLAND		
Treatment	TASC (Treatment Accountability for Safer Communities)	Free
	Cumberland County Mental Health	Free
	Fayetteville Area Sentencing	Free
Education	Webster University	Free
	Fayetteville Technical Community College	Free
Employment	Cumberland County Workforce Development Center	Free
	Employment Security Office	Free
	Vocational Rehab.	Free

DAY REPORTING CENTERS		
SERVICE	TYPE OF SERVICE	FEE
CUMBERLAND (Continued)		
Life Skills	Department of Public Health	Free
	Cognitive Behavior Intervention - Charla Suggs	\$6,240
	Roger Redd - Physical Training	\$1,225
	Art Therapy - Lynda Simmons	\$360
	Program Coordinator – Life Skill Classes	\$34,731
	Assist. Program Coordinator – Life Skill Classes	\$34,362
Transportation	Staff	\$12,365
In Kind Services	All treatment through LME; Community College provides GED and ABE Classes; County \$16,000 for Janitorial Function	
DURHAM		
Treatment	Staff (Program Director)	\$28,387
	TASC (Treatment Accountability for Safer Communities)	Free
	Durham Center (local LME)	Free
	Substance Abuse Counselor	\$61,632
Education	Durham Technical Community College	Free
Employment	Durham Chamber of Commerce	\$31,581
Life Skills	Durham Health Department	Free
	Religious Coalition for a Nonviolent Durham	Free
	Cognitive Behavior Intervention	Staff
	Education and Vocational Training	\$3,000
Housing	Various housing providers: Supportive Living – Oxford House	\$16,012
Transportation	Bus Tickets	\$3,500
In Kind Services	Budgets \$1,122,000 Second Chance, DRC and Reentry 60% non-CJPP; Admin - Director Dept. Director Time; Admin Support; Offices; Classroom space, utilities, parking, clinical supervision; case management; substance abuse counseling; front desk coverage; fax and telephone services; computers, network, IT support, internet access; building; maintenance; Community College provides ABE and GED classes	
FORSYTH		
Treatment	OSA Assessment and Counseling Services	\$3,800
	Substance Abuse Counselor (Program Director)	\$41,305
	Substance Abuse Counselor (Counselor)	\$43,887
	Substance Abuse Counselor (Case Manager)	\$41,305
	Substance Abuse Counselor (Case Manager)	\$45,177
	TASC (Treatment Accountability for Safer Communities)	Free

DAY REPORTING CENTERS		
SERVICE	TYPE OF SERVICE	FEE
FORSYTH (Continued)		
Education	Forsyth Technical Community College	Free
Life Skills	NC Cooperative Extension System	Free
	Cognitive Behavior Intervention	Staff
	Forsyth County Sheriff's Office	Free
	Computer Training (DRC Staff)	Staff
In Kind Services	Forsyth County contributes approximately \$31,000.00 to the DRC annually.	
GASTON		
Treatment	Substance Abuse Professional	\$33,804
	Administrative Assistant	\$1,865
	Director	\$23,456
Education	Gaston College	Free
Employment	Employment Specialist	\$41,392
	Job Development Classes	Staff
Life Skills	Cognitive Behavior Intervention	Staff
Transportation	DRC Van	\$4,056
In Kind Services	3,800 Sq. Feet of office and treatment space; lights/water; janitorial services; 2 GED instructors from Gaston College @ 16 hours per week; Substance Abuse Counselors Supervision by LCAS/CCS; STD and HIV Instruction twice monthly from Gaston County Health Dept.; Gender specific counselor from United Way of Gaston County	
GUILFORD		
Treatment	Richard Thomas Counseling	\$3,000
	Program Director	\$49,119
	Substance Abuse Counselor	\$51,467
	Bernard Robinson & Co. Alcohol and Drug Services	\$3,000
	TASC (Treatment Accountability for Safer Communities)	Free
Education	Gilford Technical Community College	\$100
Employment	Joseph Ellison, Employment Readiness	\$24,200
Life Skills	Foster's Care Facility - Anger Management	\$8,000
	Linwood Morris, Parenting & Character/ Ethics Education	\$5,480
	Executive Support	\$8,736
	Case Management Staff	\$4,636
	Cognitive Behavior Intervention Instructor	\$6,181
	Family Services of the Piedmont - -- Budget and Credit Counselors	\$8,400

DAY REPORTING CENTERS		
SERVICE	TYPE OF SERVICE	FEE
GUILFORD (Continued)		
Transportation	Bus Passes	\$6,000
	DRC Van	\$4,700
In Kind Services	Contractual Program	
HALIFAX		
Treatment	Mallory Counseling and Assessment Services	\$25,200
	TASC (Treatment Accountability for Safer Communities)	Free
	NA/AA	Free
Education	Halifax Community College	Free
	GED Test	\$75
Employment	Job Development Services	Staff
Life Skills	Cognitive Behavior Intervention	Staff
	Program Director	\$52,127
Transportation	Van	\$1,677
In Kind Services	Building maintenance; Computer Services. Health Ed provided by Enfield Health Dept.; GED provided but MOA	
HERTFORD		
Treatment	Changing Seasons Treatment Services	\$25,000
	TASC (Treatment Accountability for Safer Communities)	Free
Education	Roanoke Chowan Community College	Free
Employment	Job Skills (DRC Staff)	Staff
Life Skills	Cognitive Behavior Intervention	Staff
	Program Director	\$44,776
	Program Assistant	\$8,642
	Hertford County Cooperative Extension	Free
	Anger Management (DRC Staff)	Staff
Transportation	Van	\$5,000
In Kind Services	Building; Utilities; Vehicle Insurance and taxes; IT services(partial); GED - Roanoke Community College MOA	
LENOIR		
Treatment	TASC (Treatment Accountability for Safer Communities)	Free
	Acumen Counseling Associates	Paid by County
Education	Lenoir Community College	Free
Employment	Vocation Classes and Job Development	Staff
Life Skills	Cognitive Behavior Intervention	Staff
	Human Resource Development	Staff
	Director	\$27,169

DAY REPORTING CENTERS		
SERVICE	TYPE OF SERVICE	FEE
LENOIR (Continued)		
In Kind Services	Community College - GED and HRD; Lenoir County Gov. \$20,000 for counseling services; Prorates Utilities; Information Technology and Maintenance	
MECKLENBURG		
Treatment	Substance Abuse Counselor	\$50,633
	Substance Abuse Counselor	\$50,633
	TASC (Treatment Accountability for Safer Communities)	Free
Education	Central Piedmont Community College	Free
Employment	Employment Training Program	\$48,600
Life Skills	Cognitive Behavior Intervention	Staff
	Anger Management Program	\$15,000
	Mecklenburg Sentencing Services	Free
	Life Skills	Staff
	Program Coordinator	\$49,408
	Administrative Assistant	\$3,476
	Client Assistance with medications and halfway house placements	\$40,015
	Resource Coordinator	\$56,367
Transportation	Bus Passes	\$10,000
In Kind Services	Office Space; Office Furniture; IT Support; Cleaning and maintenance service; trash service; utilities	
MOORE		
Treatment	Staff at DRC (3)	\$86,065
	TASC (Treatment Accountability for Safer Communities)	Free
Education	Sandhills Community College Basic Education	Free
Employment	Sandhills Community College Regarding Human	Free
Life Skills	Cognitive Behavior Intervention	Staff
Transportation	Transportation Incentives for Participants	\$8,600
In Kind Services	Moore County provides the Administrative duties via a Program Dir. Position that is 104 hours per year; the facility which includes three offices, two tx. rooms and other general use areas; maintenance and custodial services; IT services are provided from the county. The local ABC Board also provides an annual funding amount – this amount varies from year to year.	
NEW HANOVER		
Treatment	Coastal Horizons Center	\$50,000
	Female Residential Services (Hope Valley)	\$12,012
	TASC (Treatment Accountability for Safer Communities)	Free
Employment	Employment Education	Staff

DAY REPORTING CENTERS		
SERVICE	TYPE OF SERVICE	FEE
NEW HANOVER (Continued)		
Life Skills	Cognitive Behavior Intervention & Life Skills - Staff	\$80,067
In Kind Services	None by county but TASC does per Jennifer Saphara	
NORTH HAMPTON		
Treatment	TASC (Treatment Accountability for Safer Communities)	Free
	Drug Education and Human Development Centers	\$24,000
Education	Roanoke Chowan Community College	Free
Life Skills	(2) DRC Staff	\$61,206
	Anger Management	Staff
	Cognitive Behavior Intervention	Staff
Transportation	Choanoke Public Transportation	\$8,107
In Kind Services	Air Conditioner; DRC Building Damage Repairs; Internet Services; Telephone Service at low cost; Van maintenance at low cost	
ONLSOW		
Treatment	Demetrius Sheppard	\$2,600
	Staff	\$47,741
	TASC (Treatment Accountability for Safer Communities)	Free
Education	Coastal Carolina Community College	Free
Employment	Employment Security Commission	Free
Life Skills	Onslow County Veteran Services	Free
	Vocational Rehabilitation Center	Free
	Onslow County Health Department	Free
	Onslow County Department of Social Services	Free
	Cognitive Behavioral Intervention	Staff
In Kind Services	Comm. College GED services via MOA	
RANDOLPH		
Treatment	TASC (Treatment Accountability for Safer Communities)	Free
	NA	Free
	Sex Offender Treatment (Wendy Davis)	Free
	Substance Abuse Counselor	\$47,781
	Substance Abuse Counselor	\$14,099
Education	Randolph Community College	Free
Employment	Randolph Community College	Free
Life Skills	Randolph Hospital HIV Prevention Outreach Program	Free
	Anger Management Classes – Marilyn Rasnick	Offender Pay
	Cognitive Behavior Intervention	\$2,159

DAY REPORTING CENTERS		
SERVICE	TYPE OF SERVICE	FEE
RANDOLPH (Continued)		
Transportation	James McKenzie, Janice Kennedy, Henry Hayes, Barry Chandler, Robert Hill, Donald Looney	\$20,319
In Kind Services	Randolph County provides the facility which includes five offices, 2 classrooms, all utilities, IT Services to include a copier, the local Community College does GED class.	
WAKE		
Treatment	Comprehensive Counseling Services	\$133,463
	TASC (Treatment Accountability for Safer Communities)	Free
Education	Wake Technical Community College	Free
Employment	Wake Technical Community College Electrical Wiring & Plumbing Classes	Offender Pay
Life Skills	Cognitive Behavior Intervention	Staff
	Health Department	Free
	Vocational Education	Free
Management	Carolina Correctional Services	\$61,969
Transportation	Bus Passes and client supplies	\$11,232
In Kind Services	Community College provides GED and HRD and Wiring Classes. County Employee organizes meetings and present CJPP matters to the county.	
WAYNE		
Treatment	Connolly Counseling	\$35,500
	TASC (Treatment Accountability for Safer Communities)	Free
Education	Wayne County Community College	Free
Employment	Wayne County Community College	Free
Life Skills	Cognitive Behavior Intervention - Staff	\$32,596
	Introduction to Healthcare	Staff
	Work-Life-Balance	Staff
Transportation	Gateway Transportation	\$6,000
In Kind Services	Building (maintenance, cleaning, security system); Computers (maintenance, upkeep) Community College - GED; other classes on-site; mentors volunteers	

CJPP RESOURCE CENTERS

2011 CJPP Report

SERVICE	TYPE OF SERVICE	FEE
Albemarle Region		
Treatment	Lisa Creef, JoAnn Hummers, Andrea F. Facci and Holly Wilson (Abuser Treatment)	\$136,400
	Program Director	\$53,618
	Assistant Program Director	\$36,089
	Administration Coordinator	\$16,234
	TASC (Treatment Accountability for Safer Communities)	Free
Education	College of the Albemarle Basic Skills Education	Free
Employment	NC Employment Security Commission	Free
	Community Service Program	Free
Life Skills	Vocational Rehab Services	Free
	Cognitive Behavior Intervention – and other classes	Staff
	Financial Services	\$6,500

CJPP RESOURCE CENTERS		
SERVICE	TYPE OF SERVICE	FEE
Albemarle Region (Continued)		
In Kind Services	<p>Services Provided by Pasquotank County: Keep payroll tax forms; Keep time sheets; Payroll; Deposit payroll taxes; Make direct deposit of paychecks; Receive all invoices; Verify amount and code invoices; Pay invoices; Mail accounts payable checks; Monitor budget appropriations and expenditures for compliance with annual budget; Receive and deposit funds for CJPP; Prepare and deliver W2's; Prepare and deliver all state payroll reports; Issue purchase orders when required; Issue travel advance when required; Collect W9's when necessary; Sign up employees for health insurance; Sign up employees for retirement; Send in retirement reports monthly; Provide expenditure reports monthly; Assist in completing change forms for insurance as required; Complete and mail change forms for retirement as required; Reconcile bank statements; Prepare for annual audit; Housekeeping services; Cleaning and repair service when needed; Ordering of supplies through county vendors; Weekly lawn care and landscaping (during season); Inmates provided by the County for yearly building maintenance and weatherizing; New roof provided by independent contractor for office located at 218 North Elliott Street. Services Provided by College of The Albemarle: Free office space provided by the College of The Albemarle, Chowan Campus for the satellite office located in Chowan County; GED Program; Adult High School Diploma; Placement Testing; Referrals to other community programs; Academic counseling; Career Scope (Aptitude and Interest Assessment); Study skills workshops; Classroom supplies (paper, pencils, pens, books); Individual tutoring; Free computers provided on site at 218 North Elliott Street; Free space provided at the Elizabeth City Campus and Chowan Campus for free community workshops provided for the Albemarle Region by the staff of the Offender Referral Services Program.</p>	
Alexander		
Treatment	Donlin Counseling Services	\$12,000
	TASC (Treatment Accountability for Safer Communities)	Free
	Hope Valley Treatment Center	Free
	STAY KALM Domestic Violence Program of Donlin Counseling Services	Free

CJPP RESOURCE CENTERS		
SERVICE	TYPE OF SERVICE	FEE
Alexander (Continued)		
	Sexual Abuse Intervention Services of Donlin Counseling Services	Free
	Case Manager	\$30,975
	Lynn Durchman – Women’s Group	\$3,250
Education	Catawba Valley Community College	Free
Employment	NC Employment Security Commission	Free
	Vocational Rehabilitation	Free
	Community Service Work Program	Free
Life Skills	NC Division of Vocational Rehabilitation	Free
	Director (Part-Time)	\$15,961
In Kind Services	County provides the facility, 2 offices and 1 treatment room, water, power, cleaning services, reduced phone services. GED and Job Development Services are provided by the local Comm. College and ESC	
Burke		
Treatment	Clay, Wilson and Assocs.	\$90,869
	TASC (Treatment Accountability for Safer Communities)	Free
Employment	WIA Employment Program Services	Free
Life Skills	Cognitive Behavior Intervention	Staff
In Kind Services	Office Space; Office Furniture; IT Support; Cleaning and maintenance service; trash service; utilities	

CJPP RESOURCE CENTERS		
SERVICE	TYPE OF SERVICE	FEE
Carteret		
Treatment	Smith Assessment & Treatment Services, Inc.	\$33,504
	TASC (Treatment Accountability for Safer Communities)	Free
Education	Carteret Community College Life Structure Training Program	Free
Life Skills	Staff	\$27,528
Transportation	Carteret County Transportation – Driver and Van Cost	\$5,599
In Kind Services	NONE	
Cherokee		
Treatment	Appalachian Counseling	\$22,080
	Cherokee County Senior Services	\$2,366
	TASC (Treatment Accountability for Safer Communities)	Free
Education	Tri-County Community College	Free
Employment	NC Employment Security Commission	Free
Life Skills	Staff	\$26,456
Transportation	Murphy Shuttle Service and Transportation	\$690
In Kind Services	Office Space and Utilities	
Clay		
Treatment	Appalachian Counseling	\$10,500
	TASC (Treatment Accountability for Safer Communities)	Free
Education	Tri-County Community College	Free
Life Skills	Staff	\$27,528
In Kind Services	Office Space; Office Machine Service; IT Support; Cleaning and maintenance service; trash service, electricity, CJPP Advisory Board meeting space; group room space; group room furniture; drug testing	
Cleveland		
Treatment	Center for Assessment and Treatment Services (CATS, Inc.)	\$40,500
	TASC (Treatment Accountability for Safer Communities)	Free
Education	Cleveland Community College	Free

CJPP RESOURCE CENTERS		
SERVICE	TYPE OF SERVICE	FEE
Cleveland (Continued)		
Life Skills	Staff	\$8,700
	Cognitive Behavior Intervention	Staff
Transportation	Transportation Administration of Cleveland County	\$500
In Kind Services	Office Space; Classroom Space; Maintenance and capital improvements of building; utilities; IT support; janitorial supplies; DFS License Fees	
Davidson		
Education	Davidson County Community College	Free
Treatment	Atkins & Assocs. Treatment Services	\$42,000
	Monarch	Free
	TASC (Treatment Accountability for Safer Communities)	Free
Life Skills	Director (80% part time)	\$4,100
	Community Service Work Program	Free
	Davidson County Dept. of Social Services	Free
	Path of Hope	Free
	Family Services of Davidson County	Free
	Cognitive Behavior Intervention	Staff
	Davidson County Health Dept.	Free
	Smart Start of Davidson County	Free
Employment	Employment Security Commission	Free
	Career Connections of Davidson County	Free
	Davidson County Community College Career Services Center	Free
	Career Connection of Davidson County	Free
	Div. of Vocational Rehabilitation	Free
Transportation	Davidson County Transportation Department	\$36,911
In Kind Services	Contractual Program – No In Kind Services	

CJPP RESOURCE CENTERS		
SERVICE	TYPE OF SERVICE	FEE
Davie		
Treatment	Donlin Counseling Services	\$25,453
	TASC (Treatment Accountability for Safer Communities)	Free
Education	Davie Campus of Davie County Community College	Free
	Davie County High School	Free
Employment	Community Service Work Program	Free
Life Skills	Davie County Health Department	Free
	Davie County Domestic Violence Services	Free
	Davie County Dept. of Social Services	Free
	Davie County Sheriff's Office	Free
	Cognitive Behavior Intervention and other Classes – Staff	\$21,274
In Kind Services	Davie County provides the facility which includes three offices, two tx. rooms and two bathrooms, an outside storage building, utilities, water, maintenance and cleaning services. The COG Adm. services are also paid for by county dollars.	
Graham		
Treatment	Appalachian Counseling	\$19,809
	TASC (Treatment Accountability for Safer Communities)	Free
Education	Tri-County Community College	Free
Employment	NC Employment Security Commission	Free
Life Skills	Cognitive Behavior Intervention and other Classes – Staff	\$21,875
In Kind Services	Office Space and Utilities	
Harnett		
Treatment	Pine State Counseling	\$22,174
	TASC (Treatment Accountability for Safer Communities)	Free
Education	Central Carolina Community College	Free
Employment	NC Employment Security Commission	Free
Life Skills	Harnett County Dept of Public Health-HIV/STD	Free
	Central Carolina CC-Human Resources Development	Free

CJPP RESOURCE CENTERS		
SERVICE	TYPE OF SERVICE	FEE
Harnett (Continued)		
	Harnett County Vocational Rehab Services	Free
	Harnett County Sheriff's Department	Free
	Cognitive Behavior Intervention and other Classes – Staff	\$52,262
Transportation	Harnett County Transportation	\$10,445
In Kind Services	Office Space; Community College provides GED classes	
Henderson		
Treatment	Blue Winds Counseling	\$28,874
	TASC (Treatment Accountability for Safer Communities)	Free
	Family Preservation Services	\$17,222
Life Skills	Staff	\$49,604
In Kind Services	Office Space; Office Furniture; IT Support; Cleaning and maintenance service; trash service; utilities	
Iredell		
Treatment	Donna Donaldson	\$6,240
	Coffey, Lovins & Company, PLLC (Audit)	\$1,500
	Bruce Steadman	\$6,120
	Elinor Garrett	\$11,760
	Dianne Kimball	\$6,240
	TASC (Treatment Accountability for Safer Communities)	Free
Education	Mitchell Community College	Free
Life Skills Program	Stay Kalm/Don Farris	Free
	Cognitive Behavior Intervention and other classes (two staff)	\$30,673
	Dan Lin Counseling Center – Anger Management	\$3,120
	Youth Incentive Program (YIP)	Free
In Kind Services	GED services are from the local Community College, four offices, 2 tx rooms, bathrooms and other general use areas	

CJPP RESOURCE CENTERS		
SERVICE	TYPE OF SERVICE	FEE
Macon		
Treatment	Mountain Youth Resources	\$5,617
	Staff	\$31,676
	TASC (Treatment Accountability for Safer Communities)	Free
Education	Southwestern Community College	Free
	Educational Opportunity Center	Free
Employment	NC Employment Security Commission	Free
Life Skills	Macon Program for Progress Agreement	Free
Transportation	Vouchers	\$1,617
In Kind Services	Office Space; Office Furniture; IT Support; Cleaning and maintenance service; trash service; utilities	
McDowell		
Treatment	Swain Recovery Center	\$23,000
	Crossroads Recovery Center & Family Counseling	\$23,000
	New River Behavioral health Care	\$5,960
	TASC (Treatment Accountability for Safer Communities)	Free
Education	McDowell Technical Community College	Free
Life Skills	Staff	\$9,990
In Kind Services	None	
Montgomery		
Treatment	Marilyn Rasnick-Anger Mgmt./DV Counseling	Offender Pay
	Case Manager	\$21,339
	Carolina Counseling – Wendy Davis	Offender Pay
	TASC (Treatment Accountability for Safer Communities)	Free
	Substance Abuse Counselor - Staff	\$15,600
Education	Montgomery Community College	Free
Transportation	James Louis Morrison (Transportation Aide)	\$10,534
	Johnny Greene (Transportation Aide)	\$10,535

CJPP RESOURCE CENTERS		
SERVICE	TYPE OF SERVICE	FEE
Montgomery (Continued)		
In Kind Services	2 Office Spaces; 2 classrooms; Utilities; IT Services (copier); GED classes; CBI; Job Skills Classes; Anger Management; DV; Sex Offender Treatment Group	
Orange-Chatham		
Treatment	Freedom House Recovery Center	\$159,973
	Oxford House	Free
	TASC (Treatment Accountability for Safer Communities)	Free
	PTA Thrift Shop Inc.	Free
Education	Durham Technical Community College	Free
	Central Carolina Community College	Free
Employment	Vocation Rehabilitation	Free
	Joint Orange-Chatham Community action (JOCCA)	Free
Life Skills	Shared Visions Financial & Credit Counseling	Free
	Orange County Health Dept.	Free
	Orange County Literacy Council	Free
	Durham County Dept. of Social Services	Free
	Rape Crisis of Orange County	Free
	Clu's Insight	Free
Transportation	Chatham Transit	Free
In Kind Services	GED by Council for Literacy	
Robeson		
Treatment	Vinton McNeil Substance Abuse Counselor	\$907
	TASC (Treatment Accountability for Safer Communities)	Free
	Thomas G. Norton, LCAS, CCS	\$4,800
	Maracco Raynor	\$907
	Staff	\$47,955
Education	Robeson Community College-Adult Basic Education Dept.	Free
Employment	NC Employment Security Commission	Free
	Vocation Rehabilitation	Free
Life Skills	Robeson County Health Dept. Syphilis Elimination Program	Free

CJPP RESOURCE CENTERS		
SERVICE	TYPE OF SERVICE	FEE
Robeson (Continued)		
	Southern Eastern Family Violence Center	Free
	Telamon Corp.	Free
	Community Service Work Program	Free
Transportation	South East Area Transit System	\$2,333
In Kind Services	County Government \$46,690 Office space; Part-time Counselor; supplements director's salary; utilities, construction and transportation cost if program runs short; Community College \$42,820 - GED and HRD classes	
Rockingham		
Treatment	The Family Life Center Rockingham Connections	\$8,000
	TASC (Treatment Accountability for Safer Communities)	Free
	Day Mark Recovery Services	\$26,646
	Case Manager	\$38,223
Education	Rockingham Community College	Free
Employment	NC Employment Security Commission and Job Link	Free
	Vocational Rehabilitation	Free
Life Skills	Staff	\$8,913
	Rockingham County Youth Services	Free
Transportation	County Supplies the Vehicle, Center pays fuel, etc.	\$800
In Kind Services	Rockingham. County provides the facility which includes three offices, 2 classrooms and general use area; and a county vehicle. GED is provided by the local Comm. College and well a Employability Skills.	
Stokes		
Treatment	Carolina Behavior health Solutions	\$22,945
	TASC (Treatment Accountability for Safer Communities)	Free
Education	Forsyth Technical Community College	Free
Employment	NC Employment Security Commission	Free
	Stokes County Job Link Training Center	Free

CJPP RESOURCE CENTERS		
SERVICE	TYPE OF SERVICE	FEE
Stokes (Continued)		
Employment Cont.	Community Service Work Program	Free
	Stokes County Vocational Rehabilitation	Free
	Stokes County E-link Program	Free
Life Skills Program	Dept. of Health	Free
	Dept. Of Social Services	Free
	Stokes Family Violence Services Program	Free
	Redirections/Sentencing Alternatives	Free
	Assistant Director	\$6,708
	Director	\$34,189
In Kind Services	Stokes County provides the facility which includes four offices, two tx. rooms and two bathrooms, other general use area, an outside storage building, utilities, water, maintenance and cleaning services. The COG Adm. services are also paid for by county dollars.	
Surry		
Treatment	Professional Assessment & Counseling Center (PACC)	\$25,960
	Jill Borders – LCSW	\$6,000
	TASC (Treatment Accountability for Safer Communities)	Free
Education	Surry Community College	Free
Employment	Job Link	Free
	Vocational Rehabilitation	Free
Life Skills	Staff	\$49,506
	Surry County Domestic Violence	Free
	Surry – Stokes District Attorney's Office	Free
	NC Community Service Work Program	Free
	Surry County Dept. of Social Services	Free
	Surry County Health and Nutrition Center	Free
	Surry County Sheriff's Office	Free
	New River Behavior Health Care	Free

CJPP RESOURCE CENTERS		
SERVICE	TYPE OF SERVICE	FEE
Surry (Continued)		
	DonLin Counseling Services	Free
In Kind Services	Surry County provides the facility which includes four offices, two tx. rooms and two bathrooms, other general use area, utilities, water, maintenance and cleaning services. The COG Adm. services are also paid for by county dollars.	
Vance/Granville/Franklin/Warren		
Treatment	Program Assistant	\$21,598
	Carolina Corrections Services, Inc.	\$36,203
	Comprehensive Services, LLC	\$52,252
	TASC (Treatment Accountability for Safer Communities)	Free
Education	Vance-Granville Community College	Free
Life Skills	Basic Skills for Community-Based Literacy & Special Populations	Free
	Cognitive Behavior Intervention and other classes – Staff	\$37,820
Transportation	KATA Transportation	\$37,083
Other	Lunches for participates	\$10,313
In kind Services	Comm. College provides GED and HRD	
Wilkes		
Treatment	Donlin Counseling Services	\$43,584
	TASC (Treatment Accountability for Safer Communities)	Free
Education	Wilkes Community College	\$15,000
Employment	NC Employment Security Commission	Free
Life Skills	Cognitive Behavior Intervention and other classes – Staff	\$22,805
In Kind Services	Wilkes County provides the facility which includes two offices, one tx. rooms and one bathroom, other general use area, utilities, water, maintenance and cleaning services; and a county vehicle .	